

**PRODUCT RANGE**  
CATALOGUE





## ESTABLISHED IN 2000, ADVANCED SEED CONTINUES TO DELIVER EXPERTISE AND QUALITY PRODUCTS TO THE PROFESSIONAL AND AMENITY TURF MARKET.

Welcome to our latest Advanced Seed product catalogue showcasing our extensive range of professional products suited to the Australian market.

Each time we renew our catalogue it reminds me of the importance to remain up to date with the latest in product development and provide the information in an easy, accessible format to our customers. Further to this I will draw your attention to our online shop [www.aussielawns.com.au](http://www.aussielawns.com.au) Great Aussie Lawns – Trade, which provides an easy ordering process to our landscape & civil contractor customer base.

Advanced Seed has continued to develop and maintain strong supplier partnerships throughout the professional turf supply chain around the world.

We continue to partner with world leading turf seed companies such as Seed Research of Oregon, turf equipment and spreader supplier Earthway and our long term partner in growth cloth technology, Hinspergers Evergreen in Canada.

Continued investment at our manufacturing warehouse in Campbellfield in state of the art packaging equipment enables us to provide cost and time effective products to suit a range of purposes.

Bringing a strong team of technical and dedicated staff, we look forward to working with you to support your professional needs.

Mick Ahearn  
Managing Director  
Advanced Seed



Advanced Seed is a proud member of the Australian Seed Federation our peak industry body for which we operate under code of practice guidelines for labelling and marketing.



Australian distributors of:



# CONTENTS

Landscape Range	4
Fertilisers	5
Lawn Treatments	5
Wetting Agent	5
Single Seed Varieties	6
Ryegrass Seed	7
Pasture Seed Blends	7
Championship Range	8–9
Earthway Range	10
Evergreen Turf Covers	11
Turbocote & Turbostrike	12
Native Seed	12



# LANDSCAPE RANGE



Landscape Range blends contain granular wetting agent to assist in moisture retention.

<b>Greenland Blend</b> <ul style="list-style-type: none"> <li>• 70% Turf Type Tall Fescue</li> <li>• 30% Turf Type Perennial Ryegrass</li> </ul>	<p>Blended to provide the optimum in durability and hardness. This blend of tall fescue and turf ryegrass will give you both drought tolerance, excellent seasonal growth and all year colour.</p> <p>Pack size: 5kg, 10kg, 20kg.</p> <p><b>Rate: 4-5kg/100m<sup>2</sup></b></p>
<b>Sun &amp; Shade Blend</b> <ul style="list-style-type: none"> <li>• 36% Creeping Red Fescue</li> <li>• 23% Hard Fescue</li> <li>• 21% Turf Type Perennial Ryegrass</li> <li>• 20% Kentucky Bluegrass</li> </ul>	<p>Sun &amp; Shade Blend has been specifically designed to produce a lawn capable of withstanding limited sunlight. The fine textured varieties are dark green in colour and extremely drought tolerant.</p> <p>Pack size: 500g, 5kg, 10kg, 20kg.</p> <p><b>Rate: 3-4kg/100m<sup>2</sup></b></p>
<b>General Purpose Blend</b> <ul style="list-style-type: none"> <li>• 60% Perennial Ryegrass</li> <li>• 30% Bentgrass</li> <li>• 10% Fine Fescue</li> </ul>	<p>This blend is designed to sustain year-round colour provide rapid germination and good wear tolerance. It is ideal for home lawns, parks and landscapes where quick establishment and hardness are required.</p> <p>Pack size: 5kg, 10kg, 20kg.</p> <p><b>Rate: 3-4kg/100m<sup>2</sup></b></p>
<b>Drought Master Blend</b> <ul style="list-style-type: none"> <li>• 40% Turf Type Perennial Ryegrass</li> <li>• 40% Annual Ryegrass</li> <li>• 20% Bermuda Couch (unhulled)</li> </ul>	<p>This blend is capable of surviving long periods of extended dry weather whilst keeping its great appearance. The addition of granular wetting agent and starter fertiliser provides a robust blend to suit all requirements.</p> <p>Pack size: 5kg, 10kg, 20kg.</p> <p><b>Rate: 4-5kg/100m<sup>2</sup></b></p>
<b>Premium Blend</b> <ul style="list-style-type: none"> <li>• 40% Kentucky Bluegrass</li> <li>• 30% SR4660ST Turf Type Perennial Ryegrass</li> <li>• 30% Sox Fan Turf Type Perennial Ryegrass</li> </ul>	<p>Ideal for home lawns, landscape areas or where any premium surface is needed. Premium Blend will provide a fine textured lawn with excellent dark green colour and appearance. It is capable of withstanding high wear and tear with excellent recovery.</p> <p>Pack size: 5kg, 10kg.</p> <p><b>Rate: 4-5kg/100m<sup>2</sup></b></p>
<b>Budget Blend</b> <ul style="list-style-type: none"> <li>• 50% Perennial Ryegrass</li> <li>• 40% Annual Ryegrass</li> <li>• 10% Creeping Red Fescue</li> </ul>	<p>An ideal choice where a quick cover at an economical price is desired. Both annual and perennial ryegrass will establish rapidly and give the turf superior wear resistance, whilst the addition of creeping red fescue delivers enhanced density to your lawn.</p> <p>Pack size: 1kg, 5kg, 10kg, 20kg.</p> <p><b>Rate: 3-4kg/100m<sup>2</sup></b></p>
<b>All Season Couch Blend</b> <ul style="list-style-type: none"> <li>• 24% La Prima Couchgrass</li> <li>• 12% Fine Fescue</li> <li>• 64% Bonneville Turf Type Ryegrass</li> </ul>	<p>A fine textured lawn capable of withstanding a dry hot summer. La Prima Couchgrass is widely acknowledged as one of the best drought tolerant grasses available. The addition of both turf type ryegrass and fine fescue provides all year growth and colour.</p> <p>Pack size: 600g, 5kg, 10kg, 20kg.</p> <p><b>Rate: 2-3kg/100m<sup>2</sup></b></p>
<b>All Season Kikuyu Blend</b> <ul style="list-style-type: none"> <li>• 90% Perennial Ryegrass</li> <li>• 10% Turbocote Kikuyu</li> </ul>	<p>All Season Kikuyu Blend combines perennial ryegrass which establishes quickly and gives the turf excellent wear tolerance, with kikuyu. It provides summer drought tolerance with the ability to survive long periods without water.</p> <p>Pack size: 600g, 5kg, 10kg, 20kg.</p> <p><b>Rate: 3-4 kg/100m<sup>2</sup></b></p>
<b>Defiant XRE Blend*</b> <ul style="list-style-type: none"> <li>• 100% Turf Type Rhizomatous Tall Fescue</li> </ul>	<p>Defiant XRE (Xtreme Rhizome Expression) is a premium turf type tall fescue blend. It has the ability to produce underground rhizomes which aid in superior recovery and improved tolerance to wear.</p> <p>Pack size: 1kg, 5kg, 10kg, 20kg.</p> <p><b>Rate: 4-5kg/100m<sup>2</sup></b></p>
<b>Defiant TTT Blend*</b> <ul style="list-style-type: none"> <li>• 100% Turf Type Perennial Ryegrass</li> </ul>	<p>Defiant TTT elite ryegrass is a true turf type ryegrass blend used widely on major sports fields throughout Australia because of its wear tolerance and brilliant dark green colour.</p> <p>Pack size: 1kg, 5kg, 10kg.</p> <p><b>Rate: 3-4kg/100m<sup>2</sup></b></p>
<b>Advanced Seed Dichondra*</b>	<p>Has broad, circular leaves and is used in many situations where grasses may not do well e.g. in shaded areas under trees. It has a bright green colour and a cushion feel underfoot. It looks beautiful in landscaped areas where it does not need to be mown.</p> <p>Pack size: 500g, 2kg, 4kg.</p> <p><b>Rate: 1kg/100m<sup>2</sup></b></p>
<b>Turbocote Kikuyu*</b>	<p>Turbocote Kikuyu is a warm season grass that spreads by vigorous stolons and rhizomes, making a drought tolerant plant with minimal maintenance requirements. It will establish and persist in poor soils with low fertility.</p> <p>Pack size: 1kg, 4kg, 10kg.</p> <p><b>Rate: 0.5-1kg/100m<sup>2</sup></b></p>
<b>Turbocote Couch*</b>	<p>Turbocote Couchgrass is a warm season low creeping grass that spreads rapidly by rhizomes and stolons. It has flat leaves and once established exhibits good wear resistance and drought tolerance.</p> <p>Pack size: 1kg, 4kg, 10kg.</p> <p><b>Rate: 1kg/100m<sup>2</sup></b></p>

\* Does not contain wetting agent.

# FERTILISERS & LAWN TREATMENTS



## FERTILISERS

### Best Nitrex Fertiliser with Iron



Professional grade fertiliser for high quality turf. With 5% Iron. Use what the professionals use.

**N:P:K** 20: 85: 2

### Gold Pro Controlled Release Fertiliser



Gold Pro Controlled Release Fertiliser, as the name suggests, releases the nutrients gradually into the soil. As the nitrogen is released slowly, it keeps the lawn green over an extended period of time. Gold Pro is ideal for use on sandy soil profiles, in high traffic areas and in summer when the frequent watering diminishes the lawn of nutrients.

**N:P:K** 22: 3: 4

### All Season Reno Fertiliser



All Season Renovator is the perfect fertiliser for established lawns, which will benefit from its use with a boost in colour during spring and autumn. Its high analysis formulation supplies the three major elements for the plant's nutrition.

**N:P:K** 22: 5: 8

### 'Kickstart' Starter Fertiliser



Starter fertiliser focuses on root development with the key NPK elements providing the right nutrients to get the seed off to a good start. Phosphorous stimulates root growth while potassium aids in building the body of the plant to enhance disease resistance. The nitrogen levels are lower as the new grass doesn't require any extra colour boost.

**N:P:K** 5: 6: 6

## LAWN TREATMENTS

### Apparent Ravage

340g/L MCPA, 80g/L Dicamba

Selective herbicide for control of a wide range of broadleaf weeds. Best control is achieved when the weeds are young and active.

### Syngenta Acelepryn Insecticide 10kg

2g/Kg Chlorantraniliprole

Provides unmatched, season long grub and caterpillars control in a single application. Has very low toxicity to most non-target animals (such as mammals, birds, fish and bees).

### Turf Culture Bow & Arrow Herbicide 500mL

20 g/L CLOPYRALID present as the potassium salt

15 g/L DIFLUFENICAN

300 g/L MCPA present as the potassium salt

For the Control of various broadleaf weeds in turf such as White Clover, Plantain, Capeweed, Cat's Ear, Bindii (Jo-Jo, Onehunga), Cudweed and Creeping oxalis. Bow & Arrow Herbicide provides outstanding control of broadleaf weeds in turf. Suitable for use on Buffalo.

### Syngenta Monument Herbicide 100mL

Trifloxysulfuron sodium 100g/L

Offers selective weed control that covers broadleaf weeds, grasses and sedges in one pass. Highly effective control of Winter Grass, Ryegrass, Kikuyu, sedges and a wide range of broadleaf weeds. A convenient liquid formulation with low environmental loading.

### Syngenta Primo Maxx Growth Regulator IL

120 g/L TRINEXAPAC-ETHYL

Promotes greener, denser, more resilient turf with less growth, fewer clippings and therefore less expensive maintenance. Primo Maxx is the trusted growth regulator that pre-conditions turf for stress and optimises surface quality and colour.

Always follow manufacturers recommendations for use.

## WETTING AGENT

### Established Lawns/Garden Beds New Seeding/Oversowing



Wett Up is a non-ionic surfactant that greatly improves water repellency. It is for difficult to wet areas, and will provide uniform wetting of all soils.

Pack size: 2kg, 5kg, 10kg buckets

**25-35mL/m<sup>2</sup>**



# SINGLE SEED VARIETIES


## BENTGRASS

<b>777</b>	Enhanced disease resistance.	<b>Rate: 1kg/100m<sup>2</sup></b>
<b>007</b>	Wide adaptability and reliability.	<b>Rate: 1kg/100m<sup>2</sup></b>
<b>Flagstick</b>	Dark green colour. Enhanced disease resistance.	<b>Rate: 1kg/100m<sup>2</sup></b>
<b>Dominant Xtreme</b>	Blend of elite premium SRO varieties.	<b>Rate: 1kg/100m<sup>2</sup></b>
<b>Penncross</b>	Performs under a wide range of conditions.	<b>Rate: 1kg/100m<sup>2</sup></b>
<b>NZ Browntop</b>	Popular choice in blends for golf and landscape.	<b>Rate: 1-2kg/100m<sup>2</sup></b>

## BLUEGRASS

<b>SR2100 Kentucky Bluegrass</b>	Aggressive rhizome activity.	<b>Rate: 1.5-2kg/100m<sup>2</sup></b>
----------------------------------	------------------------------	---------------------------------------


## COUCH

<b>Turbocote Couch</b>	 Quick germinating, summer hardy.	<b>Rate: 1kg/100m<sup>2</sup></b>
<b>La Prima Couch</b>	Super fast establishing blend improved varieties.	<b>Rate: 1kg/100m<sup>2</sup></b>
<b>Royal Bengal Improved Couch</b>	Seedling vigour, dark green colour.	<b>Rate: 1kg/100m<sup>2</sup></b>
<b>Queensland Blue Couch</b>	Dark green colour, warm season grass for a tropical climate.	<b>Rate: 0.05kg/100m<sup>2</sup></b>

## FESCUES

<b>SR5130 Chewing's Fescue</b>	Best selection of improved varieties.	<b>Rate: 2-3kg/100m<sup>2</sup></b>
<b>Ruddy Creeping Red Fescue</b>	Best selection of improved varieties.	<b>Rate: 2-3kg/100m<sup>2</sup></b>
<b>Shoreline Slender Red Fescue</b>	Excellent salt tolerance. Increased heat tolerance with dark green colour.	<b>Rate: 2-3kg/100m<sup>2</sup></b>
<b>SR3150 Hard Fescue</b>	Bunch growth habit, popular for use in golf roughs.	<b>Rate: 1.5-2.5kg/100m<sup>2</sup></b>
<b>Sheep's Fescue</b>	Low maintenance, shade tolerant. Fine bladed that produces a dense sward.	<b>Rate: 1.5-2.5kg/100m<sup>2</sup></b>

## TURF TYPE KIKUYU

<b>Turbocote Kikuyu</b>	 Turbocote Kikuyu for superior establishment.	<b>Rate 0.5-1 kg/100m<sup>2</sup></b>
-------------------------	--	---------------------------------------

## POA TRIVIALIS

<b>Poa Trivialis</b>	Winter oversowing of couch.	<b>Rate: 3-5 kg/100m<sup>2</sup></b>
----------------------	-----------------------------	--------------------------------------

## TALL FESCUE

<b>SR8650</b>	Rhizomatous turf type with excellent brown patch resistance.	<b>Rate: 4-5kg/100m<sup>2</sup></b>
<b>Bullseye/Statesman</b>	Dark green turf type variety with excellent wearability and density.	<b>Rate: 4-5kg/100m<sup>2</sup></b>

## ZOYSIA

<b>Compadre Zoysia</b>	Warm season tropical grass that stands up to heat, drought and heavy wear and tear.	<b>Rate: 0.5-1kg/100m<sup>2</sup></b>
------------------------	---	---------------------------------------

# RYEGRASS SEED & PASTURE SEED BLENDS



## PREMIUM TURF TYPE RYEGRASS

<b>SR4660ST Perennial Ryegrass</b>	Superior seedling and mature plant salt tolerance.	<b>Rate 3-5 kg/100m<sup>2</sup></b>
<b>SR4650 Perennial Ryegrass</b>	Early development of spreading rhizomes, salt tolerant.	<b>Rate 3-5 kg/100m<sup>2</sup></b>
<b>Double Perennial Ryegrass</b>	A new turf type tetraploid perennial ryegrass bred for rapid establishment and unique stress tolerance compared to traditional diploid type.	<b>Rate 3-5 kg/100m<sup>2</sup></b>
<b>ST7000</b>	Dark green colour with strong wear tolerance. Locally grown.	<b>Rate: 3-5kg/100m<sup>2</sup></b>

## ANNUAL TURF TYPE RYEGRASS

<b>TransOut Turf Type Annual Ryegrass</b>	Rapid establishment, fine textured annual with improved density.	<b>Rate: 3-5kg/100m<sup>2</sup></b>
<b>Axcella II Turf Type Annual Ryegrass</b>	Quick establishment with excellent transition.	<b>Rate: 3-5kg/100m<sup>2</sup></b>
<b>Fade Turf Type Annual Ryegrass</b>	Quick establishment with good colour and density.	<b>Rate: 3-5kg/100m<sup>2</sup></b>

## RACETRACK RYEGRASS

<b>Bronte Perennial Ryegrass</b>	Strong winter activity, with fine leaf and high density.	<b>Rate: 3-5kg/100m<sup>2</sup></b>
<b>Jeta ARI Hybrid Ryegrass</b>	Excellent growth rate secures the best wear tolerance for shear damage.	<b>Rate: 3-5kg/100m<sup>2</sup></b>
<b>Super Nui Perennial Ryegrass (Poa Free)</b>	Summer active with high wear resistance and quick establishment.	<b>Rate: 3-5kg/100m<sup>2</sup></b>
<b>Victorian Perennial Ryegrass (Poa Free)</b>	Popular racetrack variety with excellent summer activity.	<b>Rate: 3-5kg/100m<sup>2</sup></b>

## PASTURE SEED BLENDS

<b>Pasture Booster</b> <ul style="list-style-type: none"> <li>• 40% Dominion Perennial Ryegrass Blend</li> <li>• 35% Tetilla Tetraploid Ryegrass</li> <li>• 15% White Clover</li> <li>• 10% Sub Clover</li> </ul>	Ideally suited to 525mm plus rainfall areas. Formulated for rapid growth and high productivity. <b>Sow: 20-40kg per hectare</b>
<b>Pasture Stabiliser</b> <ul style="list-style-type: none"> <li>• 40% Dominion Perennial Ryegrass Blend</li> <li>• 35% Forage Tall Fescue</li> <li>• 15% Cocksfoot</li> <li>• 10% Strawberry Clover</li> </ul>	A blend of three forage ryegrass, together with deep rooting Cocksfoot, and a Forage Tall Fescue to give better drought resistance. Ideal for stabilising steep paddocks, dam banks, gullies or any area subject to erosion. <b>Sow: 40kg per hectare</b>
<b>Pasture Drylands</b> <ul style="list-style-type: none"> <li>• 45% Victorian Perennial Ryegrass</li> <li>• 15% Cocksfoot</li> <li>• 10% Tall Fescue</li> <li>• 10% New Tetilla Ryegrass</li> <li>• 5% Dominion Perennial Ryegrass Blend</li> <li>• 5% Sub Clover</li> <li>• 5% Strawberry Clover</li> </ul>	Will give boost to run down pastures. Suits low summer rainfall. Pasture Drylands is formulated for difficult, drier areas where grazing is consistent. <b>Sow: 20-30kg per hectare</b>
<b>Pasture Equine</b> <ul style="list-style-type: none"> <li>• 70% Forage Tall Fescue</li> <li>• 20% Cocksfoot</li> <li>• 5% Sub Clover</li> <li>• 5% White Clover</li> </ul>	Pasture Equine is formulated specifically for horses. It's palatable varieties are designed to rejuvenate pastures with good germination and establishment. Good in difficult, drier areas where grazing is consistent. It will give a boost to run down paddocks and is suited to low summer rainfall. <b>Sow: 30-40kg per hectare</b>



# CHAMPIONSHIP RANGE



## SPORTS

### Olympic Gold Blend

- 34% SR4600 Turf Type Perennial Ryegrass
- 33% SR4660ST Turf Type Perennial Ryegrass
- 33% SR4650 Turf Type Perennial Ryegrass

Olympic Gold is our premium fine leaf ryegrass blend made up of SR4600, SR4660ST and Bonneville. It is deep green in colour has a fine texture and has excellent cool weather performance.

**Rate: 3-5kg/100m<sup>2</sup>**

### League Blend

League Blend is a mixture of turf type perennial ryegrass that all perform admirably in the harsh Australian climate. It is deep green in colour, has a fine leaf texture and has excellent heat and humidity tolerance.

**Rate: 3-5kg/100m<sup>2</sup>**

### Sportsman Blend

100% Blend of Turf Type Perennial Ryegrass and Sportsturf Perennial Ryegrass. Sportsman is a good fit for council sportsfields and parkland oversowings. Good wear and growth characteristics.

**Rate: 3-5kg/100m<sup>2</sup>**

### Turf Wicket Blend

- 35% SR4660ST Turf Type Perennial Ryegrass
- 35% SR4650 Turf Type Perennial Ryegrass
- 30% Axcella II Annual Turf Type Ryegrass

Turf Wicket Blend is a mixture of SR4680ST Turf Type Perennial Ryegrass, Bonneville Turf Type Perennial Ryegrass and Axcella II Annual Turf Type Ryegrass. It has the ability to withstand high salt levels, with Axcella II transitioning out in the spring.

**Rate: 3-5kg/100m<sup>2</sup>**

### Wearmaster Blend

- 35% SR4660ST Turf Type Perennial Ryegrass
- 30% SR4650 Turf Type Perennial Ryegrass
- 40% Tetraploid Turf Type Perennial Ryegrass

Combines the drought and salt tolerance of SR4660ST and SR4650, with the many benefits of Tetraploid Ryegrass, such as strong wear and disease tolerance.

**Rate: 3-5kg/100m<sup>2</sup>**





# CHAMPIONSHIP RANGE



## GOLF

### Golf Blend

- 50% Improved Chewing's Fescue
- 50% Improved Creeping Red Fescue

Ideal for general golf course use, providing improved density, colour and performance. Very popular for oversowing couch to enhance winter colour, density and durability.

**Rate: 2-3 kg/100m<sup>2</sup>**

### Golf Rough Blend

- 50% Sheep's Fescue
- 50% Hard Fescue

Blended for use in rough, re-claimed areas and mounds. Will require little input once established. Contains fine textured grasses that won't invade other areas.

**Rate: 2-3kg/100m<sup>2</sup>**

### Golf Links Blend

- 40% Improved Chewing Fescue
- 40% Improved Creeping Red Fescue
- 20% Shoreline Sender Creeping Red Fescue

The addition of the Shoreline Slender Creeping Red Fescue to the Chewing and Creeping Red Fescue gives the blend excellent salt tolerance as well as fine textured turf.

**Rate: 2-3kg/100m<sup>2</sup>**

### Golf Tees Blend

- 60% SR4000ST Attribute Perennial Ryegrass
- 20% Improved Creeping Red Fescue
- 20% Improved Chewing's Fescue

This is a fast establishing blend that has the ability to be mown at low heights. Fine ryegrasses will give you quick establishment while the Creeping Red Fescue has the ability to spread into the divot areas. Chewing's Fescue adds a soft lush appearance.

**Rate: 3-4kg/100m<sup>2</sup>**



## RACING

### Raceday Blend

- 40% Victorian Perennial Ryegrass (Poa Free)
- 30% Super Nui Perennial Ryegrass (Poa Free)
- 30% Jeta Hybrid Ryegrass

Raceday Blend contains carefully selected lines of poa free varieties of improved perennial ryegrass. Offering excellent seasonal growth varieties including Matilda (winter), Victorian (summer) and Super Nui (spring/summer).

**Rate: 3-5kg/100m<sup>2</sup>**

Custom blends available on request.



# EARTHWAY RANGE

**EARTHWAY**

## RESIDENTIAL SPREADERS

### 2030P Plus Broadcast Spreader

- Extra large 30kg capacity hopper
- Now with SideSpred-Control™
- Large 220mm turf type pneumatic tyres



### 2600A Plus Broadcaster Spreader

- 18kg capacity hopper
- 20mm turf type pneumatic tyres
- Ideal for the homeowner
- Now with SideSpred-Control™



### 3400 Broadcast Spreader

- Handheld ergonomic spreader for use with seed, fertiliser and any granular material.
- 1.8kg capacity



### 2750 Bag Spreader

- 9kg capacity hopper
- Contoured moulded base
- Spring loaded shut-off



## PROFESSIONAL SPREADERS

### 2170 Commercial Broadcast Spreader

- High volume 45kg capacity hopper
- Heavy duty chassis and super-duty high speed gearbox
- Now with SideSpred-Control™



### F80SD Stainless Steel Commercial Spreader

- Single tube stainless steel chassis
- 36kg hopper capacity
- EVEN-SPREAD® FLEX-SELECT® Interchangeable Tray System – fits all 3 trays



### M20 Electric Broadcast Spreader

- 35kg hopper capacity
- Wiring harness with on/off switch
- 12 volt motor inside hopper



### High Output Trays

- You can apply large gauge, gritty materials, such as sand and fertilisers. Poor flowing materials are easy to consistently spread.



### 3100 Broadcast Spreader

- Ideal broadcast spreader when you need to spread granular material in wet areas, over uneven terrain.
- 18kg hopper



### Low Output Trays

- You accurately apply small gauge such as grass seed. Poor flow materials will be easier to spread.



### F80 Commercial Spreader

- Tee handle gauge and lever control
- 36kg hooper capacity
- EVEN-SPREAD® FLEX-SELECT® Interchangeable Tray System – fits all 3 trays



### Prizelawn 100 Lb Stainless Steel Commercial Drop Spreader

- Professional grade
- Positive on/off system,
- Factory calibrated Stainless steel fasteners and agitators
- Ball-bearing w/grease fittings
- 13" turf tread pneumatic tires rustproof rims



## GARDEN

### 1001-B Precision Garden Seeder

- Includes seven standard seed plates
- Precision depth gauge
- Plants a variety of vegetable seeds with one continuous operation.



### Earthway Optional Seed Plates for Precision Seeder

- 60010 Optional Seed Plates set give you a variety of additional seed plates for many other plants, they include: Light Carrot 18108, Broccoli 18109, Cucumber 18110, Popcorn 18112, Lima Bean 18124.



### Fert-A-Ply Side Dress Fertiliser Applicator


- Earthway's newly updated fertiliser attachment for the popular Precision Garden Seeder. Apply fertiliser to both sides of the row while you plant.



### Earthway Standard Seed Plates for Precision Seeder

- Replace your old seed plates with a new set of standard plates that include: 18100 Sweet Corn, 18101 Radish, Leeks, Spinach, 18102 Carrots, Lettuce, Turnips, 18103 Beans, Small Peas, 18104 Jumbo Peas, 18105 Beets, Okra, Swiss Chard.





## TURF COVERS

- Evergreen Turf Covers have been developed as an essential management tool for turf managers worldwide. It will protect established turf areas and accelerate turf growth for new constructions. It can be used repeatedly and will last for many years.
- Evergreen is permeable allowing air, water and light penetration which make it ideal for new seeding and oversowing. This greenhouse effect will warm the soil, resulting in earlier root growth.
- Accelerates turf growth providing rapid germination.
- Evergreen protects seed from high winds, heavy rainfall, birds and other animals.
- Environmentally friendly, utilising less water and chemicals.
- Can be cut or trimmed without fraying or damage.
- Lightweight one piece construction. It will not smother or flatten the turf surface.
- Easy to handle, install and remove.
- Designed exclusively for the turf industry.

### Sizes:

The Evergreen Turf Cover is available in sizes to suit most applications:

### Radiant/Silver: 12 year warranty

Small	73m <sup>2</sup> blanket	(24.3 × 3.04m)
Medium	820m <sup>2</sup> blanket	(20.5 × 40m)
Large	1,435m <sup>2</sup> blanket	(20.5 × 70m)

### White: 7 year warranty

Small	90m <sup>2</sup> blanket	(6 × 15m)
Medium	240m <sup>2</sup> blanket	(6 × 40m)
Large	492m <sup>2</sup> blanket	(20.5 × 24m)


Custom sizes available upon request.



Plastic discs now available for securing covers.



Golf Tees




Racetrack



Marvel Stadium, Melbourne



Golf Green



Cricket Wicket / Turf





# TURBOCOTE & TURBOSTRIKE



## TURBOCOTE & TURBOSTRIKE



Turbocote and Turbostrike technology treated seed consists of a formulation of specifically selected biostimulants and seaweed extract fertiliser to provide the seed with essential elements for successful establishment. These essential elements contained on each seed assist the seedlings ability to take advantage of the soils reserves of nutrient by stimulating the soils microflora that results in improved root growth and plant establishment. These elements also improve the plants ability to withstand and repair through times of stress when conditions are adverse.

## NATIVE SEED



Advanced Seed offers a selection of native seed for use on civil landscape, pasture, environmentally sensitive areas and native areas on golf courses.

- Burra Weeping Grass (*Microlaena Stipoides* var. *Burra*)
- Oxley Wallaby Grass (*Rytidosperma geniculatum*)
- Kangaroo Grass (*Themeda triandra*)
- Rough Spear Grass (*Austrostipa scabra*)

Advanced Seed also offers native blends to suit application. Please contact for more details.

## GREAT AUSSIE LAWNS



 @greataussielawns  @greataussielawns

Advanced Seed is proud to offer Items included in our Advanced Seed catalogue via our online store Great Aussie Lawns. Order online, keep track of past orders, repeat regular orders easily and receive delivery Australia wide. ABN holders register for trade pricing and see discounted prices each time you log in on the website. Find more information at [www.aussielawns.com.au](http://www.aussielawns.com.au)



31 Merri Concourse Campbellfield VIC 3061  
Phone: (03) 9462 0340  
Email: [sales@adseed.com.au](mailto:sales@adseed.com.au)  
Website: [www.adseed.com.au](http://www.adseed.com.au)

 advancedseed  advanced\_seed

Distributed by: